



Free Knitting Pattern Lion Brand® Cotton-Ease (new) Hoodie

Pattern Number: 60554A



Colorful garter stitch hoodie is easy to make and a perfect new baby gift!

Free Knitting Pattern from Lion Brand Yarn Lion Brand® Cotton-Ease (new) Hoodie

Pattern Number: 60554A

SKILL LEVEL: Easy

SIZE: 3-6 mos, 12 mos, 24 months (2 yrs), Child 4

Finished Chest 19 (21, 23, 26) in. [48.5 (53.5, 58.5, 66) cm]

Finished Length 9 (10, 11, 12) in. [23 (25.5, 28, 30.5) cm]

Note: Pattern is written for smallest size with changes for larger sizes in parentheses. When only one number is given, it applies to all sizes. To follow pattern more easily, circle all numbers pertaining to your size before beginning.

CORRECTIONS: None

MATERIALS

- 830-149 Lion Brand New Cotton Ease: Stone
1 (1,1,2) Ball (A)
- 830-122 Lion Brand New Cotton Ease: Taupe
1 (1,1,2) Ball (B)
- 830-110 Lion Brand New Cotton Ease: Lake
1 (1,1,2) Ball (C)
- Lion Brand Knitting Needles- Size 8 [5 mm]
- Lion Brand Stitch Markers
- Large-Eye Blunt Needles (Set of 6)
- Additional Materials

1. 2 buttons 7/8 in. [22 mm] diameter
2. Sewing needle and matching thread

GAUGE:

16 sts + 32 rows = 4 in. [10 cm] in Garter st (k every row). BE SURE TO CHECK YOUR GAUGE.

NOTES:

COLOR SEQUENCE

4 rows B, 2 rows A, 4 rows C, 2 rows A

BODY

With A, cast on 76 (84, 92, 104) sts. Change to B and work in Garter st (k every row) in Color Sequence until piece measures 4 1/2 (5, 5 1/2, 6) in. [11.5 (12.5, 14, 15) cm] from beg, end with a RS row.

Divide for Fronts and Back

Next Row (RS): K19 (21, 23, 26) sts (for Right Front), place next 38 (42, 46, 52) sts on st holder (for Back), place remaining 19 (21, 23, 26) sts on 2nd st holder (for Left Front).

Right Front

Continue in established Color Sequence for 4 1/4 (4 3/4, 5 1/4, 5 3/4) in. [11 (12, 13.5, 14.5) cm], end with a WS row. Bind off 11 (11, 12, 12) sts beg of next row –8 (10, 11, 14) sts. Work 2 rows even. Bind off.

BACK

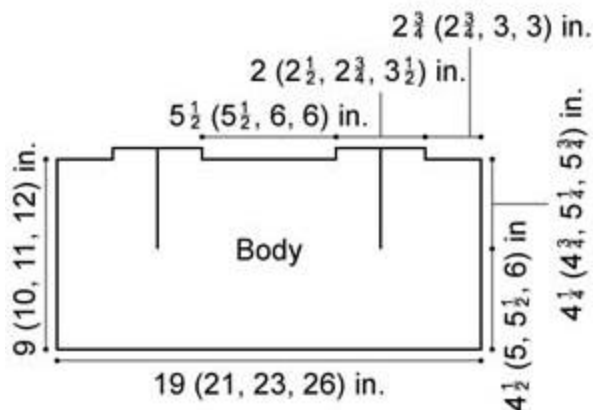
Transfer sts for Back to needles and work in established Color Sequence for 4 1/4 (4 3/4, 5 1/4, 5 3/4) in. [11 (12, 13.5, 14.5) cm], end with a WS row.

Next Row (RS): K8 (10, 11, 14), attach second ball of yarn, bind off 22 (22, 24, 24), k8 (10, 11, 14).

Working both sides at the same time, work 2 rows even. Bind off.

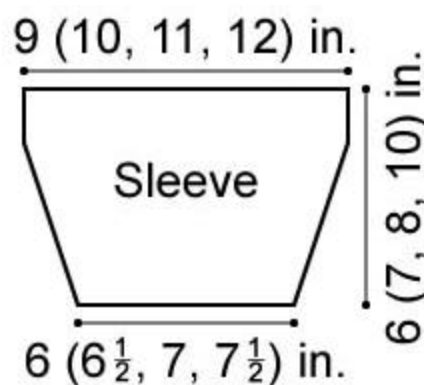
LEFT FRONT

Transfer sts for Left Front to needles and work in established Color Sequence for 4 1/4 (4 3/4, 5 1/4, 5 3/4) in. [11 (12, 13.5, 14.5) cm], end with a RS row. Bind off 11 (11, 12, 12) sts beg of next row – 8 (10, 11, 14) sts. Work 2 rows even. Bind off.



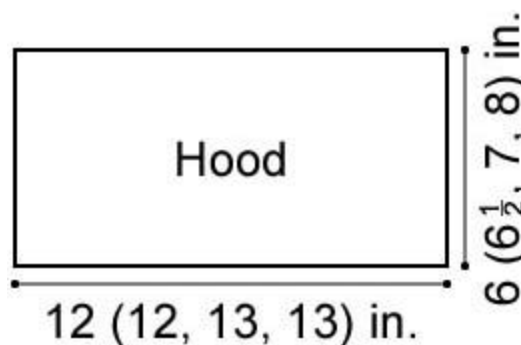
SLEEVES

With A, cast on 24 (26, 28, 30) sts. Change to B and work in Garter st in Color Sequence as for Body. AT THE SAME TIME, increase 1 st at both ends of every 7th row 6 (7, 8, 9) times – 36 (40, 44, 48) sts. Work even until Sleeve measures 6 (7, 8, 10) in. [15 (18, 20.5, 25.5) cm] from beg. Bind off.



HOOD

With A, cast on 48 (48, 52, 52) sts. Change to B and work in Garter st in Color Sequence as for Body until Hood measures 6 (6 1/2, 7, 8) in. [15 (16.5, 18, 20.5) cm] from beg. Bind off. Fold Hood in half and sew back seam.



FINISHING

Sew shoulder seams.

Button band

With A, pick up 1 st at each Garter ridge along Right Front edge. Knit 2 rows. Bind off.

Buttonhole band

With A, pick up 1 st at each Garter ridge along Left Front edge. Mark places for 2 buttonholes along top half of Left Front edge, beg 3/4 in. [2 cm] from top edge and leaving 2 1/2 in. [6.5 cm] between markers.

Row 1: (K to marker, bind off 2 sts) twice, k to end of row.

Row 2: (K to bound off sts, cast on 2 sts) twice, k to end of row.

Bind off.

Sew Hood to Body. Sew buttons onto button band opposite buttonholes. Sew Sleeve seams. Sew Sleeves to Body. Weave in ends.

ABBREVIATIONS / REFERENCES	
Click for explanation and illustration	
<u>beg = begin(s)(ning)</u>	<u>k = knit</u>
<u>RS = right side</u>	<u>St st = Stockinette stitch</u>
<u>st(s) = stitch(es)</u>	<u>WS = wrong side</u>

Learn to knit instructions: <http://learnToKnit.LionBrand.com>

Every effort has been made to have the knitting and crochet instructions accurate and complete. We cannot be responsible for variance of individual knitters and crocheters, human errors, or typographical mistakes.



*CottonEase (Article #700) is a versatile, soft cotton blend worsted weight yarn 50% Cotton/50% Acrylic. It comes in 3.5 oz/100g (207 yd/188m) balls

We want your project to be a success! If you need help with this or any other Lion Brand pattern, e-mail support is available 7 days per week. Just click [here](#) to explain your problem and someone will help you!

For hundreds of free patterns, visit our website www.LionBrand.com

To order visit our website www.e-yarn.com or call: (800) 258-YARN (9276) any time!

Copyright ©1998-2005 Lion Brand Yarn Company, all rights reserved. No pattern or other material may be reproduced -- mechanically, electronically, or by any other means, including photocopying -- without written permission of Lion Brand Yarn Company. If you would like to send a copy of this page to someone, click [here](#) and we will be happy to do it for you.